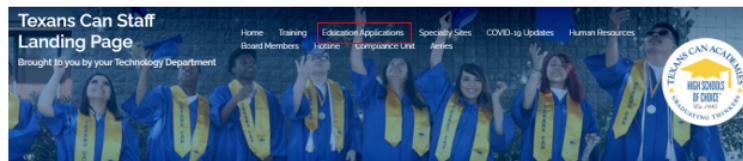


Sign-in Aeries for the First Time

The login is now through a Google Single Sign On. Below are the details on how to Login into Aeries using Google Single Sign On.

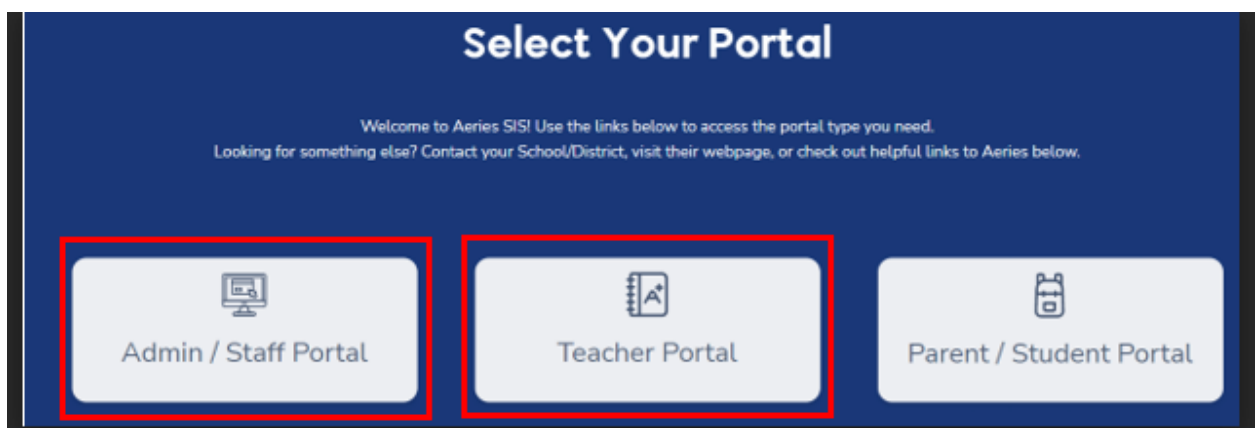
1. Go to www.texanscanstaff.org
2. Click Education Applications
3. Click on Aeries



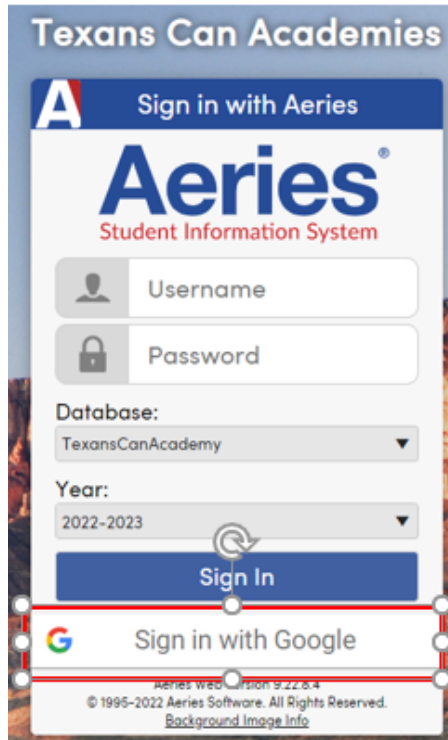
Education Applications



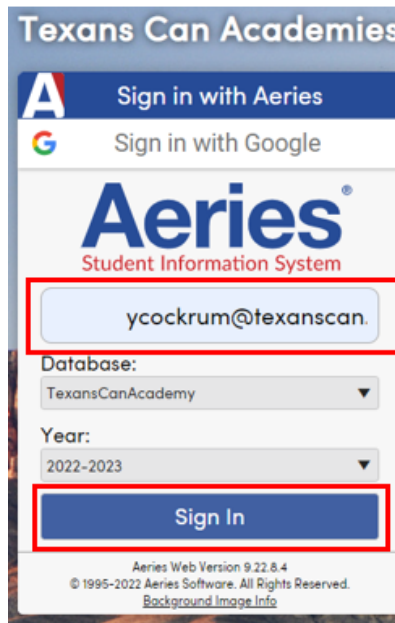
4. Click Admin Staff, Teacher or Parent Portal



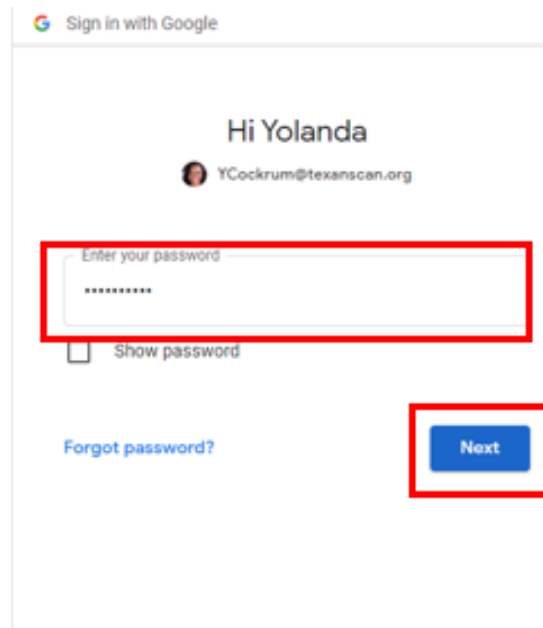
5. Click Sign with Google



6. Type Email Address as the username



7. Select the email address from Texans Can



The screenshot shows a Google sign-in interface. At the top left, it says "Sign in with Google". In the center, it greets the user with "Hi Yolanda" and shows a profile picture and the email address "Y.Cockrum@texanscan.org". Below this, there is a password input field with the placeholder text "Enter your password" and a masked password "*****". A red box highlights this input field. Below the password field is a checkbox labeled "Show password" which is currently unchecked. To the left of the "Next" button is a link that says "Forgot password?". The "Next" button is a blue button with white text, and it is also highlighted with a red box.

8. You are In!!!